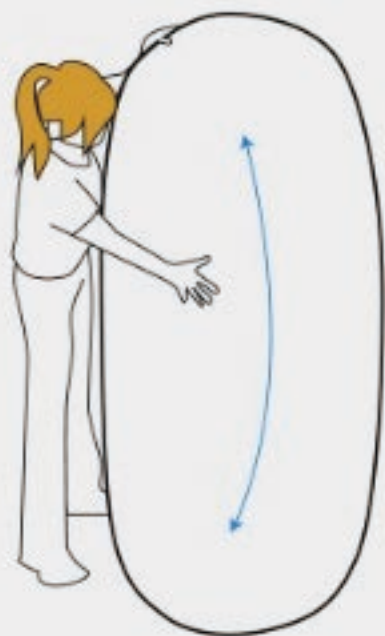
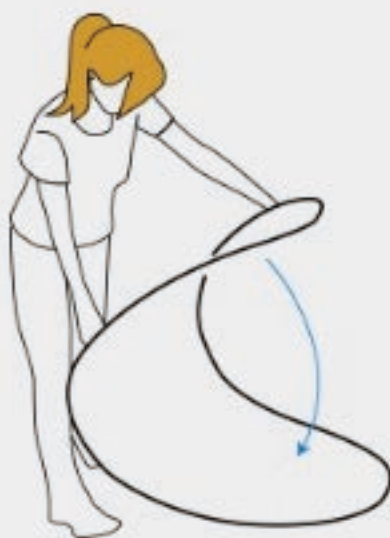



Assembly Instruction



Step 1
Stand the screen upright



Step 2
Bring the two panels together,
folding horizontally.



Step 3
Keep a firm grip in the middle of the
frame with both hands, then pull the
two sides together while pressing the
top of the Pop-Up down.



Step 4
Keep a firm grip, twist the top
of the upper panel over to the
middle and fold the outer
section underneath the
middle of the upper panel.



Step 5
Adjust the three panels until
they are even and holding
tight quickly place in the
carrying bag.



Step 6
Zip and complete.